


Tips for drawing a loggerhead shrike:

©2019 val webb


1. Make a separate rough sketch first
2. Look carefully at negative spaces
3. Use a body part as a unit of measure to check for accurate proportions – how many heads tall, etc.
4. Stick to 3 tonal values




3 Tonal values of the loggerhead shrike:



White - HB



Gray - 4B + HB



Black - heavy 4B

Understanding barbed wire:



components



rough sketch stage



drawn and shaded